

Institutional Characteristics 2004-05

Institution: UNIVERSITY OF MISSOURI-ROLLA (178411)

User ID: 29c0011

Part A - Educational Offerings

1. Which of the following types of instruction/programs are offered by your institution? [Check one or more]

If your institution does not offer occupational, academic or continuing professional programs, you are not expected to complete this or any other IPEDS survey.

- [Occupational](#), may lead to a certificate, degree, or other formal award
- [Academic](#), leading to a certificate, degree, or diploma
- [Continuing professional](#) (postbaccalaureate only)
- Recreational or [avocational \(leisure\) programs](#)
- [Adult basic](#) or remedial instruction or high school equivalency
- Secondary (high school)

Institution: UNIVERSITY OF MISSOURI-ROLLA (178411)

User ID: 29c0011

Part A - Mission Statement

2. Please enter your institution's mission statement or a web address (URL) where your mission statement can be found. Mission statements provided manually must be limited to 2,000 characters or less. If your mission statement is lengthy but available electronically, please provide the web address in the space provided. The mission statement will be available to the public on the College Opportunities On-Line (IPEDS COOL) website.

Mission Statement URL:

http://

Mission Statement

The University of Missouri-Rolla, Missouri's Research Technological University, offers educational programs in major disciplines that are technology-based, technology-dependent, or complementary to these programs and is responsible for meeting Missouri's need for engineering education. It is a premier source of leaders for our rapidly changing society -- leaders able to identify and solve complex societal and technical challenges; to create, assimilate, synthesize and communicate knowledge; to work effectively as team members in diverse environments; to adapt to change through life-long learning; and to improve quality of life for the citizens of the state and nation. UMR conducts nationally recognized research and develops and integrates new technologies in areas which improve the well-being of our citizens. The university stimulates economic development by creating and disseminating knowledge, by providing an educated work force, by encouraging and providing continuing education for lifelong learning, and by fostering partnerships among university, industry, and government groups. UMR emphasizes a broad range of educational and research programs with special emphasis on science and technology.

Institution: UNIVERSITY OF MISSOURI-ROLLA (178411)

User ID: 29c0011

Part B - Organization and Accreditation - Control and Level

1. What is your institutional control or affiliation?

- [Public](#) - Specify
 - Primary
 - Secondary control (if applicable)

control

State

No selection



Private for-profit



[Private not-for-profit](#) independent (no religious affiliation)







Private not-for-profit religious affiliation - Specify

No selection









2. What award levels are offered by your institution? (One academic year equals 30 semester credit hours or its equivalent, or 900 contact or clock hours, or 45 quarter credit hours.) [Check all that apply]

Award Level

BELOW THE BACCALAUREATE:

- 1  [Postsecondary award, certificate, or diploma of less than one academic year](#) (less than 900 contact or clock hours or 30 semester or trimester credit hours or 45 quarter credit hours)
- 2  [Postsecondary award, certificate, or diploma of at least one but less than two academic years](#) (at least 900 but less than 1800 contact or clock hours, or at least 30 but less than 60 semester or trimester credit hours, or at least 45 but less than 90 quarter credit hours)
- 3  Associate's degree
- 4  [Postsecondary award, certificate, or diploma of at least two but less than four academic years](#) (at least 1,800 but less than 3,600 contact or clock hours, or at least 60 but less than 120 semester or trimester credit hours, or 90 but less than 180 quarter credit hours)

BACCALAUREATE AND ABOVE:

- 5  [Bachelor's degree](#) or equivalent
- 6  Postbaccalaureate certificate
- 7  Master's degree
- 8  Post-master's certificate
- 9  Doctor's degree
- 10  First-professional degree
- 11  [First-professional certificate](#) (Post-degree)
- 12  Other; please specify in the Caveats box

CAVEATS

Institution: UNIVERSITY OF MISSOURI-ROLLA (178411)

User ID: 29c0011

Part B - Organization and Accreditation - Calendar System

Your response to the next question determines how your institution reports Graduation Rates data in the Spring and how you report student charges in Part D of this survey.

3. What is the predominant [calendar system](#) at the institution? [Choose one]

Standard academic terms

Checking one of these systems determines that your institution will provide Graduation Rates data based on a [FALL COHORT](#) and student charges based on a [FULL ACADEMIC YEAR](#)

Semester



Quarter



Trimester



4-1-4 or similar plan



Other academic calendar

Other calendar system

Checking one of the following determines that your institution will provide Graduation Rates data based on a [FULL YEAR COHORT](#) and student charges data will be requested by PROGRAM.



Differs by program



[Continuous basis](#) (every 2 weeks, monthly, or other period)

Institution: UNIVERSITY OF MISSOURI-ROLLA (178411)

User ID: 29c0011

Part B - Organization and Accreditation - Student Enrollment

4. Does your institution enroll any of the following types of students?

Include all levels that your institution offers, even if there are no students currently enrolled at that level.

The answers to these questions determine which screens will be generated for reporting academic year tuition charges, and for reporting Fall Enrollment during the Winter and Spring collections. Additionally, checking Yes for full-time, first-time, degree/certificate-seeking undergraduate students determines that your institution must report pricing information for these students (on the IC survey) and Student Financial Aid information in the Spring collection. Checking No for full-time, first-time students institutions will not be asked to report their admissions policy in Part C. The reported full- and part-time 2003 Fall Enrollment counts are provided for your reference.

	Full-time		FT PY Enrollment	Part-time		PT PY Enrollment
	No	Yes		No	Yes	
Undergraduate (academic or occupational programs)	<input type="checkbox"/>	<input type="checkbox"/>	3,677	<input type="checkbox"/>	<input type="checkbox"/>	412
First-time, degree/certificate-seeking undergraduate	<input type="checkbox"/>	<input type="checkbox"/>	871	<input type="checkbox"/>	<input type="checkbox"/>	7
Graduate	<input type="checkbox"/>	<input type="checkbox"/>	841	<input type="checkbox"/>	<input type="checkbox"/>	529
First-professional	<input type="checkbox"/>	<input type="checkbox"/>		<input type="checkbox"/>	<input type="checkbox"/>	

5. For academic year 1998-99, did your institution have any [full-time first-time degree/certificate-seeking students enrolled in programs at the baccalaureate level or below?](#)

If you answer Yes to this question, you will be required to provide Graduation Rates data for 1998-99 in the Spring collection. If you answer No to this question, please indicate the reason you are not required to report Graduation Rates for the cohort year requested. If you reported any full-time, first-time degree/certificate-seeking undergraduates on the 1998-99 Enrollment survey, the data will be preloaded below.



No



This institution did not enroll full-time, first-time (undergraduate)

students.



This institution did not offer programs at or below the baccalaureate level.



This institution was not in operation in 1998-99.



Yes

Cohort from 1998-99 Enrollment of full-time, first-time degree/certificate-seeking students (GRS Cohort)

721

Institution: UNIVERSITY OF MISSOURI-ROLLA (178411)

User ID: 29c0011

Part B - Organization and Accreditation - Accreditation

6. This institution is accredited by the following [accrediting agency\(ies\)](#). [Check all that apply]



[National institutional](#) or [specialized](#) accrediting agency



Regional accrediting agency - Specify

North Central Assoc. of Colleges and Schools, Higher Learning Comm.



State accrediting or approval agency



Not applicable

7. Is this institution or any of its programs, departments, or schools currently accredited by any of the accrediting agencies recognized by the Secretary, U.S. Department of Education, which are on the list of National Institutional and Specialized Accrediting Bodies?



Yes [List of Accrediting Bodies](#)



No

Institution: UNIVERSITY OF MISSOURI-ROLLA (178411)

User ID: 29c0011

Part C - Admission Requirements and Services - Open Admission

1. Does your institution have an [open admission policy](#) for all or most entering [first-time](#) degree/certificate-seeking [undergraduate](#)-level students?

If you answer No to this question you will be expected to answer additional questions (C2, C3, and C4) on your admissions procedures.



Yes



No

CAVEATS

Institution: UNIVERSITY OF MISSOURI-ROLLA (178411)

User ID: 29c0011

Part C - Admission Requirements and Services - Admission Considerations

2. Please select the option that best describes how your institution uses any of the following data in its undergraduate selection process.

Admission Considerations

Required

Recommended

Neither Required nor Recommended

Don't Know

Secondary school GPA



Secondary school rank	<input data-bbox="565 71 602 107" type="button" value="?"/>	<input data-bbox="781 71 818 107" type="button" value="?"/>	<input data-bbox="1036 71 1073 107" type="button" value="?"/>	<input data-bbox="1227 71 1265 107" type="button" value="?"/>
Secondary school record	<input data-bbox="565 113 602 149" type="button" value="?"/>	<input data-bbox="781 113 818 149" type="button" value="?"/>	<input data-bbox="1036 113 1073 149" type="button" value="?"/>	<input data-bbox="1227 113 1265 149" type="button" value="?"/>
Completion of college-preparatory program	<input data-bbox="565 163 602 199" type="button" value="?"/>	<input data-bbox="781 163 818 199" type="button" value="?"/>	<input data-bbox="1036 163 1073 199" type="button" value="?"/>	<input data-bbox="1227 163 1265 199" type="button" value="?"/>
Recommendations	<input data-bbox="565 214 602 249" type="button" value="?"/>	<input data-bbox="781 214 818 249" type="button" value="?"/>	<input data-bbox="1036 214 1073 249" type="button" value="?"/>	<input data-bbox="1227 214 1265 249" type="button" value="?"/>
Formal demonstration of competencies (e.g., portfolios, certificates of mastery, assessment instruments)	<input data-bbox="565 306 602 342" type="button" value="?"/>	<input data-bbox="781 306 818 342" type="button" value="?"/>	<input data-bbox="1036 306 1073 342" type="button" value="?"/>	<input data-bbox="1227 306 1265 342" type="button" value="?"/>
Admission test scores (SAT, ACT, etc.)	<input data-bbox="565 399 602 434" type="button" value="?"/>	<input data-bbox="781 399 818 434" type="button" value="?"/>	<input data-bbox="1036 399 1073 434" type="button" value="?"/>	<input data-bbox="1227 399 1265 434" type="button" value="?"/>
TOEFL (Test of English as a Foreign Language)	<input data-bbox="565 470 602 506" type="button" value="?"/>	<input data-bbox="781 470 818 506" type="button" value="?"/>	<input data-bbox="1036 470 1073 506" type="button" value="?"/>	<input data-bbox="1227 470 1265 506" type="button" value="?"/>

Institution: UNIVERSITY OF MISSOURI-ROLLA (178411) User ID: 29c0011
 Part C - Admission Requirements and Services - Selection Process

3. Please provide the number of **first-time, degree/certificate-seeking undergraduate students who applied, were admitted, and enrolled (full or part time) at your institution for the most recent Fall period available. Include [early decision](#), [early action](#), and students who began studies during the summer prior to that fall. See instructions for further information.**

Select reporting period: Fall 2003 Fall 2004

	Men	Women
Number of applicants	1,497	421
Number of admissions	1,396	387
Number enrolled full time	671	170
Number enrolled part time	18	18

4. If test scores are required for admission for your enrolled first-time, degree/certificate-seeking undergraduate students please provide the following information: the number and percentage of students submitting SAT/ACT scores and the 25th and 75th percentile scores for each test. Please DO NOT convert test scores; scores must be reported separately. Provide data for the most recent group of students for which data are available; include new students admitted the summer prior to that fall.

Select reporting period Fall 2003 Fall 2004 Test scores NOT required

Number submitting SAT scores	
Percent submitting SAT scores	
Number submitting ACT scores	793
Percent submitting ACT scores	95

	25th Percentile	75th Percentile
SAT I Verbal		
SAT I Math		
ACT Composite	24	30
ACT English	23	30
ACT Math	25	31
CAVEATS		

Institution: UNIVERSITY OF MISSOURI-ROLLA (178411)

User ID: 29c0011

Part C - Admission Requirements and Services - Special Learning Opportunities

5. Does your institution accept any of the following? [Check all that apply]

- [Dual credit](#) (college credit earned while in high school)
- Credit for life experiences
- Advanced placement (AP) credits
- None of the above

6. What types of special learning opportunities are offered by your institution? [Check all that apply]

- Accelerated programs
- Cooperative (work-study) programs
- Distance learning opportunities
- Dual enrollment
- ROTC
 - Army
 - Navy
 - Air Force
- Study abroad
- Weekend college
- [Teacher certification](#) (below the postsecondary level)
 - Students can complete their preparation in certain areas of specialization
 - Students must complete their preparation at another institution for certain areas of specialization
 - This institution is approved by the state for the initial certification or licensure of teachers
- None of the above

Institution: UNIVERSITY OF MISSOURI-ROLLA (178411)

User ID: 29c0011

Part C - Admission Requirements and Services - Student Services

7. If your institution grants a bachelor's degree or higher but does not offer a full 4-year program of study at the undergraduate level, how many years of completed college-level work are required for entrance?

Number of years

No selection

8. Which of the following selected students services are offered by your institution? [Check all that apply]

- Remedial services
- Academic/career [counseling services](#)
- Employment services for current students
- Placement services for program completers

On-campus [day care](#) for children of students

None of the above

9. Does your institution have its own [library](#) or are you financially supporting a [shared library](#) with another [postsecondary education institution](#)?

Have our own library

Do not have our own library but contribute financial support to a shared library

Neither of the above

Institution: UNIVERSITY OF MISSOURI-ROLLA (178411)

User ID: 29c0011

Part D - Student Charges - Application Fees

1. Is an [application fee](#) for admission required by your institution?

No

Yes - Indicate amount of application fee

	Amount	Prior year
Undergraduate	35	35
Graduate	50	50
First-professional		

Institution: UNIVERSITY OF MISSOURI-ROLLA (178411)

User ID: 29c0011

Part D - Student Charges Questions

3. Are all [full-time](#), [first-time](#) degree/certificate-seeking students required to live on campus or in institutionally-controlled housing?

If you answer Yes to this question, you will be expected to specify a housing capacity, and to report room and board charges, or a comprehensive fee.

No

Yes

4. Does your institution charge different [tuition](#) for [in-district](#), [in-state](#), or [out-of-state](#) students?

If you answer Yes to this question, you will be expected to report tuition amounts for in-district, in-state, and out-of-state students.

No

Yes

5. Does your institution offer institutionally-controlled housing (either on or off campus)?

If you answer Yes to this question, you will be expected to specify a housing capacity, and to report a room charge or a combined room and board charge (D12 and D13).

No




Yes

Specify [housing capacity](#) for academic year 2004-05.

1,304

6. Do you offer [board](#) or meal plans to your students?

If you answer Yes to this question, you will be expected to report a board charge or combined room and board charge (D12 and D13).

-  No
-  Yes - Number of meals per week in the maximum meal plan offered
19
-  Yes - Number of meals per week can vary (for example, student receives a meal card and charges meals against the card)

Institution: UNIVERSITY OF MISSOURI-ROLLA (178411)

User ID: 29c0011

Part D - Undergraduate Student Charges

7. Charges to [full-time undergraduate students](#) for the full [academic year](#) 2004-05

	In-district	Prior year	In-state	Prior year	Out-of-state	Prior year
All full-time undergraduates						
Average tuition	6,276	5,838	6,276	5,838	15,723	15,285
Required fees	1,032	1,001	1,032	1,001	1,032	1,001
Comprehensive fee	NA		NA		NA	

Report a comprehensive fee only if tuition/room/board charges cannot be separated.

8. Per credit hour charge for [part-time undergraduate students](#)

	In-district	Prior year	In-state	Prior year	Out-of-state	Prior year
Per credit hour charge	209	194	209	194	524	509

Institution: UNIVERSITY OF MISSOURI-ROLLA (178411)

User ID: 29c0011

Part D - Graduate Student Charges

9. Charges to [full-time graduate students](#) for the full [academic year](#) 2004-05

	In-district	Prior year	In-state	Prior year	Out-of-state	Prior year
Average tuition	6,103	5,678	6,103	5,678	15,760	15,336
Required fees	953	934	953	934	953	934

10. Per credit hour charge for [part-time graduate students](#)

	In-district	Prior year	In-state	Prior year	Out-of-state	Prior year
Per credit hour charge	254	236	254	236	656	639

Institution: UNIVERSITY OF MISSOURI-ROLLA (178411)

User ID: 29c0011

Part D - Student Charges - Room and Board

12. What are the typical [room](#) and [board charges](#) for a student for the full academic year 2004-05?

If your institution does not offer room or board, the system will enter NA when the rest of the data on the screen are saved. If your institution offers room or board free of charge, enter zero.

Room and board charges	Amount	Prior year
Room charge (Double occupancy)	3,436	
Board charge (Maximum plan)	2,210	
Combined room and board charge (Answer only if you CANNOT separate room and board charges.)	NA	5,453

Institution: UNIVERSITY OF MISSOURI-ROLLA (178411)

User ID: 29c0011

Part D - Student Charges - Price of Attendance

13. Price of attendance for full-time, first-time undergraduate students:

Please enter the amounts requested below. These data will be made available to the public on the IPEDS COOL (College Opportunities On-Line) Web site. Data for prior years may be corrected. If your institution participates in any Title IV programs (Pell, Stafford, etc.), you must complete all information for the current year. Leave items that do not apply blank and the system will fill in as "not applicable" or indicate that more information is needed. Estimates of expenses for books and supplies, room and board, and other expenses are those used by your financial aid office for determining financial need. Report comprehensive fee only if tuition/room/board charges cannot be separated.

Charges for full academic year	2002-03	2003-04	2004-05
Published student charges:			
Tuition and required fees:			
In-district	5,646	6,782	7,238
In-state	5,646	6,782	7,238
Out-of-state	14,188	15,600	16,055
On campus room and board	5,230	5,453	5,646
OR Comprehensive fee			
In-district	NA	NA	NA
In-state	NA	NA	NA
Out-of-state	NA	NA	NA
Books and supplies	850	850	875
On campus:			
Other expenses	1,875	1,930	2,007
Off campus (not with family):			
Room and board	5,230	5,453	5,646
Other expenses	1,875	1,930	2,007
Off campus (with family):			
Other expenses	2,060	2,060	2,007

CAVEATS

Published tuition and fees based upon enrollment of 28 hours during academic year.

Non-engineering students are charged approximately \$900 less in fees. Not tuition and

fees but educational fees for Missouri residents.

Institution: UNIVERSITY OF MISSOURI-ROLLA (178411)

User ID: 29c0011

Part E - Additional Information - Athletic Association

1. Is this institution a member of a national athletic association?



No



Yes - Check all that apply



National Collegiate Athletic Association (NCAA)



National Association of Intercollegiate Athletics (NAIA)



National Junior College Athletic Association (NJCAA)



National Small College Athletic Association (NSCAA)



National Christian College Athletic Association (NCCAA)



Other

2. If this institution is a member of the NCAA or NAIA, specify the conference FOR EACH SPORT using the droplist.

Sport	NCAA or NAIA member		Conference
Football	<input type="checkbox"/> No	<input type="checkbox"/> Yes-Specify	Mid-America Intercollegiate Ath Assoc
Basketball	<input type="checkbox"/> No	<input type="checkbox"/> Yes-Specify	Mid-America Intercollegiate Ath Assoc
Baseball	<input type="checkbox"/> No	<input type="checkbox"/> Yes-Specify	Mid-America Intercollegiate Ath Assoc
Cross country and/or track	<input type="checkbox"/> No	<input type="checkbox"/> Yes-Specify	Mid-America Intercollegiate Ath Assoc

3. Did your institution offer athletically-related aid to ANY students in academic year 2003-04?

If you answer Yes to this question, you will be provided with screens to report the total number of students that received athletically-related student aid during the 2003-04 academic year (Section V of the Graduation Rates survey).



No.



Yes.

Institution: UNIVERSITY OF MISSOURI-ROLLA (178411)

User ID: 29c0011

Part E - Additional Information - Salary and Staff

5. Does your institution have 15 or more full-time employees?

If you answer Yes to this question, you will be required to provide Fall Staff data during the Winter collection.



No



Yes

6. Do ALL of the instructional faculty at your institution fall into any of the following categories?

If you answer Yes to any of the questions below, the Salaries survey is not applicable to your institution. You will NOT be required to report Salaries data during the Winter collection.



No



Yes Are ALL of the instructional faculty employed on a part-time basis?



No



Yes Are ALL of the instructional faculty military personnel?



No



Yes Do ALL of the instructional faculty contribute their services (e.g., members of a religious order)?



No



Yes Do ALL of the instructional faculty teach pre-clinical or clinical medicine?