

Institutional Characteristics 2005-06

Institution: UNIVERSITY OF MISSOURI-ROLLA (178411)

User ID: 29C0011

Part A - Educational Offerings

1. Which of the following types of instruction/programs are offered by your institution? [Check one or more]

If your institution does not offer occupational, academic or continuing professional programs, you are not expected to complete this or any other IPEDS survey.

- [Occupational](#), may lead to a certificate, degree, or other formal award
- [Academic](#), leading to a certificate, degree, or diploma
- [Continuing professional](#) (postbaccalaureate only)
- Recreational or [avocational \(leisure\) programs](#)
- [Adult basic](#) or remedial instruction or high school equivalency
- Secondary (high school)

Institution: UNIVERSITY OF MISSOURI-ROLLA (178411)

User ID: 29C0011

Part A - Mission Statement

2. Please enter your institution's mission statement or a web address (URL) where your mission statement can be found. Mission statements provided manually must be limited to 2,000 characters or less. If your mission statement is lengthy but available electronically, please provide the web address in the space provided. The mission statement will be available to the public on the College Opportunities On-Line (IPEDS COOL) website.

Mission Statement URL:

Mission Statement

Institution: UNIVERSITY OF MISSOURI-ROLLA (178411)

User ID: 29C0011

Part B - Organization - Control and Level

1. What is your institutional control or affiliation?

- [Public](#) -
Specify
Primary control Secondary control (if applicable)
State No selection
- Private for-profit
- [Private not-for-profit](#) independent (no religious affiliation)
- Private not-for-profit religious affiliation - Specify
No selection

2. What award levels are offered by your institution? [Check all that apply]

Award Level

BELOW THE BACCALAUREATE:

- 1 [Postsecondary award, certificate, or diploma of less than one](#)

- 2 [academic year](#)
 - less than 900 contact or clock hours, or
 - less than 30 semester or trimester credit hours, or
 - less than 45 quarter credit hours

[Postsecondary award, certificate, or diploma of at least one but less than two academic years](#)
- 3
 - at least 900 but less than 1800 contact or clock hours, or
 - at least 30 but less than 60 semester or trimester credit hours, or
 - at least 45 but less than 90 quarter credit hours

Associate's degree
- 4 [Postsecondary award, certificate, or diploma of at least two but less than four academic years](#)
 - 1800 or more contact or clock hours, or
 - 60 or more semester or trimester credit hours, or
 - 90 or more quarter credit hours

BACCALAUREATE AND ABOVE:

- 5 [Bachelor's degree](#) or equivalent
- 6 Postbaccalaureate certificate
- 7 Master's degree
- 8 Post-master's certificate
- 9 Doctor's degree
- 10 First-professional degree
- 11 [First-professional certificate](#) (Post-degree)
- 12 Other; please specify in the Caveats box

CAVEATS

Institution: UNIVERSITY OF MISSOURI-ROLLA (178411) User ID: 29C0011

Part B - Organization - Calendar System

Your response to the next question determines how your institution reports Graduation Rates data in the Spring and how you report student charges in Part D of this survey.

3. What is the predominant [calendar system](#) at the institution? [Choose one]



Standard academic terms

Checking one of these systems determines that your institution will provide Graduation Rates data based on a [FALL COHORT](#) and student charges based on a [FULL ACADEMIC YEAR](#)

- Semester
- Quarter
- Trimester
- 4-1-4 or similar plan
- Other academic calendar

Other calendar system

Checking one of the following determines that your institution will provide Graduation Rates data based on a [FULL YEAR COHORT](#) and student charges data will be requested by PROGRAM.

















-  Differs by program
-  [Continuous basis](#) (every 2 weeks, monthly, or other period)

Institution: UNIVERSITY OF MISSOURI-ROLLA (178411) User ID: 29C0011
 Part B - Organization - Student Enrollment

4. Does your institution enroll any of the following types of students?






Include all levels that your institution offers, even if there are no students currently enrolled at that level.

The answers to these questions determine which screens will be generated for reporting academic year tuition charges, and for reporting Fall Enrollment during the Winter and Spring collections. Additionally, checking Yes for full-time, first-time, degree/certificate-seeking undergraduate students determines that your institution must report pricing information for these students (on the IC survey) and Student Financial Aid information in the Spring collection. The reported full- and part-time 2004 Fall Enrollment counts are provided for your reference.

	Full-time		FT PY Enrollment	Part-time		PT PY Enrollment
	No	Yes		No	Yes	
Undergraduate (academic or occupational programs)			3,737			382
First-time, degree/certificate-seeking undergraduate			839			3
Graduate			763			522
First-professional						

5. For academic year 1999-2000, did your institution have any [full-time first-time](#) degree/certificate-seeking students enrolled in programs at the baccalaureate level or below?

If you answer Yes to this question, you will be required to provide Graduation Rates data for 1999-2000 in the Spring collection. If you answer No to this question, please indicate the reason you are not required to report Graduation Rates for the cohort year requested. If you reported any full-time, first-time degree/certificate-seeking undergraduates on the 1999-2000 Enrollment survey, the data will be preloaded below.

-  No
 -  This institution did not enroll full-time, first-time (undergraduate) students.
 -  This institution did not offer programs at or below the baccalaureate level.
 -  This institution was not in operation in 1999-2000.
-  Yes

Cohort from 1999-2000 Enrollment of full-time, first-time degree/certificate-seeking students (GRS Cohort)

680

Institution: UNIVERSITY OF MISSOURI-ROLLA (178411)

User ID: 29C0011

Part C - Admission Requirements and Services - Open Admission

1. Does your institution have an [open admission policy](#) for all or most entering [first-time](#) degree/certificate-seeking [undergraduate](#)-level students?

If you answer No to this question you will be expected to answer additional questions (C2, C3, and C4) on your admissions procedures.

- Yes
- No

CAVEATS

Institution: UNIVERSITY OF MISSOURI-ROLLA (178411)

User ID: 29C0011

Part C - Admission Requirements and Services - Admission Considerations

2. Please select the option that best describes how your institution uses any of the following data in its undergraduate selection process.

Admission Considerations	Required	Recommended	Neither Required nor Recommended	Don't Know
Secondary school GPA	<input type="checkbox"/>	<input type="checkbox"/>	<input type="checkbox"/>	<input type="checkbox"/>
Secondary school rank	<input type="checkbox"/>	<input type="checkbox"/>	<input type="checkbox"/>	<input type="checkbox"/>
Secondary school record	<input type="checkbox"/>	<input type="checkbox"/>	<input type="checkbox"/>	<input type="checkbox"/>
Completion of college-preparatory program	<input type="checkbox"/>	<input type="checkbox"/>	<input type="checkbox"/>	<input type="checkbox"/>
Recommendations	<input type="checkbox"/>	<input type="checkbox"/>	<input type="checkbox"/>	<input type="checkbox"/>
Formal demonstration of competencies (e.g., portfolios, certificates of mastery, assessment instruments)	<input type="checkbox"/>	<input type="checkbox"/>	<input type="checkbox"/>	<input type="checkbox"/>
Admission test scores (SAT / ACT)	<input type="checkbox"/>	<input type="checkbox"/>	<input type="checkbox"/>	<input type="checkbox"/>
Other Test (Wonderlic, WISC-III, etc.)	<input type="checkbox"/>	<input type="checkbox"/>	<input type="checkbox"/>	<input type="checkbox"/>
TOEFL (Test of English as a Foreign Language)	<input type="checkbox"/>	<input type="checkbox"/>	<input type="checkbox"/>	<input type="checkbox"/>

Institution: UNIVERSITY OF MISSOURI-ROLLA (178411)

User ID: 29C0011

Part C - Admission Requirements and Services - Selection Process

3. Please provide the number of [first-time](#), [degree/certificate-seeking](#) undergraduate students who applied, were admitted, and enrolled (full or part time) at your institution for the most recent Fall period available. Include [early decision](#), [early action](#), and students who began studies during the summer prior to that fall. See instructions for further information.

Select reporting period:

- Fall 2004
- Fall 2005

	Men	Women	Total
Number of applicants	1,615	409	2,205

Number of admissions	1,108	278	1,387
Number enrolled full time	711	168	879
Number enrolled part time	3	2	5

4. If test scores are required for admission for your enrolled first-time, degree/certificate-seeking undergraduate students please provide the following information: the number and percentage of students submitting SAT/ACT scores and the 25th and 75th percentile scores for each test. Please DO NOT convert test scores; scores must be reported separately. Provide data for the most recent group of students for which data are available; include new students admitted the summer prior to that fall.

Select reporting period	Fall 2004	Fall 2005	Test scores NOT required
Number submitting SAT scores			
Percent submitting SAT scores			
Number submitting ACT scores		822	
Percent submitting ACT scores		93	
	25th Percentile	75th Percentile	
SAT Verbal			
SAT Math			
ACT Composite	24	30	
ACT English	23	29	
ACT Math	25	30	
CAVEATS			

Institution: UNIVERSITY OF MISSOURI-ROLLA (178411) User ID: 29C0011
 Part C - Admission Requirements and Services - Special Learning Opportunities

5. Does your institution accept any of the following? [Check all that apply]

- [Dual credit](#) (college credit earned while in high school)
- Credit for life experiences
- Advanced placement (AP) credits
- None of the above

6. What types of special learning opportunities are offered by your institution? [Check all that apply]

- Distance learning opportunities (e-learning)
- ROTC
 - Army
 - Navy
 - Air Force
- Study abroad
- Weekend/evening college
- [Teacher certification](#) (below the postsecondary level)
 - Students can complete their preparation in certain areas of specialization
 - Students must complete their preparation at another institution

- for certain areas of specialization
- This institution is approved by the state for the initial certification or licensure of teachers
- None of the above

Institution: UNIVERSITY OF MISSOURI-ROLLA (178411) User ID: 29C0011
 Part C - Admission Requirements and Services - Student Services

7. If your institution grants a bachelor's degree or higher but does not offer a full 4-year program of study at the undergraduate level, how many years of completed college-level work are required for entrance?

Number of years No selection

8. Which of the following selected students services are offered by your institution? [Check all that apply]

- Remedial services
- Academic/career [counseling services](#)
- Employment services for current students
- Placement services for program completers
- On-campus [day care](#) for children of students
- None of the above

9. Does your institution have its own [library](#) or are you financially supporting a [shared library](#) with another [postsecondary education institution](#)?

- Have our own library
- Do not have our own library but contribute financial support to a shared library
- Neither of the above

Institution: UNIVERSITY OF MISSOURI-ROLLA (178411) User ID: 29C0011
 Part D - Student Charges - Application Fees

1. Is an [application fee](#) for admission required by your institution?

<input type="checkbox"/>	No		
<input type="checkbox"/>	Yes - Indicate amount of application fee	Amount	Prior year
	Undergraduate	35	35
	Graduate	50	50
	First-professional		

Institution: UNIVERSITY OF MISSOURI-ROLLA (178411) User ID: 29C0011
 Part D - Student Charges Questions

3. Are all [full-time](#), [first-time](#) degree/certificate-seeking students required to

live on campus or in institutionally-controlled housing?

If you answer Yes to this question, you will not be asked to report off-campus room and board in the price of attendance (D13).

- No
- Yes

4. Does your institution charge different tuition for in-district, in-state, or out-of-state students?

If you answer Yes to this question, you will be expected to report tuition amounts for in-district, in-state, and out-of-state students.

- No
- Yes

5. Does your institution offer institutionally-controlled housing (either on or off campus)?

If you answer Yes to this question, you will be expected to specify a housing capacity, and to report a room charge or a combined room and board charge (D12 and D13).

- No
- Yes

Specify housing capacity for academic year 2005-06.
1,250

6. Do you offer board or meal plans to your students?

If you answer Yes to this question, you will be expected to report a board charge or combined room and board charge (D12 and D13).

- No
- Yes - Number of meals per week in the maximum meal plan offered
19
- Yes - Number of meals per week can vary (for example, student receives a meal card and charges meals against the card)

Institution: UNIVERSITY OF MISSOURI-ROLLA (178411)

User ID: 29C0011

Part D - Undergraduate Student Charges

7. Charges to full-time undergraduate students for the full academic year 2005-06

	In-district	Prior year	In-state	Prior year	Out-of-state	Prior year
All full-time <u>undergraduates</u>						
Average <u>tuition</u>	6,495	6,276	6,495	6,276	16,272	15,723
Required fees	1,041	1,032	1,041	1,032	1,041	1,032

8. Per credit hour charge for part-time undergraduate students

	In-district	Prior year	In-state	Prior year	Out-of-state	Prior year
Per credit hour charge	216	209	216	209	542	524

Institution: UNIVERSITY OF MISSOURI-ROLLA (178411)
Part D - Graduate Student Charges

User ID: 29C0011

9. Charges to [full-time graduate students](#) for the full [academic year](#) 2005-06

	In-district	Prior year	In-state	Prior year	Out-of-state	Prior year
Average tuition	4,738	6,103	4,738	6,103	12,235	15,760
Required fees	852	953	852	953	852	953

10. Per credit hour charge for [part-time graduate students](#)

	In-district	Prior year	In-state	Prior year	Out-of-state	Prior year
Per credit hour charge	263	254	263	254	680	656

Institution: UNIVERSITY OF MISSOURI-ROLLA (178411)
Part D - Student Charges - Room and Board

User ID: 29C0011

12. What are the typical [room](#) and [board charges](#) for a student for the full [academic year](#) 2005-06?

If your institution offers room or board at no charge to students, enter zero.

Room and board charges	Amount	Prior year
Room charge (Double occupancy)	3,570	3,436
Board charge (Maximum plan)	2,270	2,210
Combined room and board charge (Answer only if you CANNOT separate room and board charges.)	NA	

Institution: UNIVERSITY OF MISSOURI-ROLLA (178411)
Part D - Student Charges - Price of Attendance

User ID: 29C0011

13. **Price of attendance for full-time, first-time undergraduate students:**

Please enter the amounts requested below. These data will be made available to the public on the IPEDS COOL (College Opportunities On-Line) Web site. Data for prior years may be corrected. If your institution participates in any Title IV programs (Pell, Stafford, etc.), you must complete all information for the current year. Leave items that do not apply blank and the system will fill in as "not applicable" or indicate that more information is needed. Estimates of expenses for books and supplies, room and board, and other expenses are those from the Cost of Attendance report used by your financial aid office for determining financial need.

Charges for full academic year	2003-04	2004-05	2005-06
Published tuition and required fees:			
In-district	6,782	7,238	7,492
In-state	6,782	7,238	7,492
Out-of-state	15,600	16,055	16,617
Books and supplies	850	875	875

On campus:

Room and board	5,453	5,646	5,840
Other expenses	1,930	2,007	2,067

Off campus (not with family):

Room and board	5,453	5,646	5,840
Other expenses	1,930	2,007	2,067

Off campus (with family):

Other expenses	1,930	2,007	2,067
----------------	-------	-------	-------

CAVEATS

Institution: UNIVERSITY OF MISSOURI-ROLLA (178411) User ID: 29C0011
 Part E - Additional Information - Athletic Association

1. Is this institution a member of a national athletic association?

- No
- Yes - Check all that apply
 - National Collegiate Athletic Association (NCAA)
 - National Association of Intercollegiate Athletics (NAIA)
 - National Junior College Athletic Association (NJCAA)
 - United States Collegiate Athletic Association (USCAA)
 - National Christian College Athletic Association (NCCAA)
 - Other

2. If this institution is a member of the NCAA or NAIA, specify the conference FOR EACH SPORT using the droplist.

Sport	NCAA or NAIA member		Conference
Football	<input type="checkbox"/> No	<input type="checkbox"/> Yes-Specify	Independent Midwest Region
Basketball	<input type="checkbox"/> No	<input type="checkbox"/> Yes-Specify	Great Lakes Valley Conference
Baseball	<input type="checkbox"/> No	<input type="checkbox"/> Yes-Specify	Great Lakes Valley Conference
Cross country and/or track	<input type="checkbox"/> No	<input type="checkbox"/> Yes-Specify	Great Lakes Valley Conference

3. Did your institution offer athletically-related aid to ANY students in academic year 2004-05?

If you answer Yes to this question, you will be provided with screens to report the total number of students that received athletically-related student aid during the 2004-05 academic year (Section V of the Graduation Rates survey).

- No.
- Yes.

Institution: UNIVERSITY OF MISSOURI-ROLLA (178411) User ID: 29C0011
Explanation Report

Number	Source Location	Description	Severity	Accepted
Screen: Grad Tuition				
1	Screen Entry Row 18 Column 2	This value should be within 20% of prior year.	Explanation	Yes
Reason: Prior year was figured with 12 semester hours and current year is figured with 9 semester hours.				
2	Screen Entry Row 18 Column 4	This value should be within 20% of prior year.	Explanation	Yes
Reason: Prior year was figured with 12 semester hours and current year is figured with 9 semester hours.				
3	Screen Entry Row 18 Column 6	This value should be within 20% of prior year.	Explanation	Yes
Reason: Prior year was figured with 12 semester hours and current year is figured with 9 semester hours.				